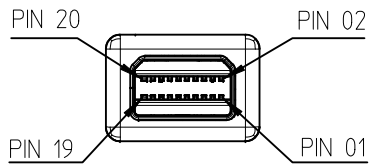
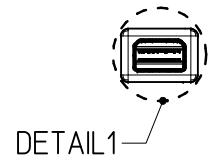
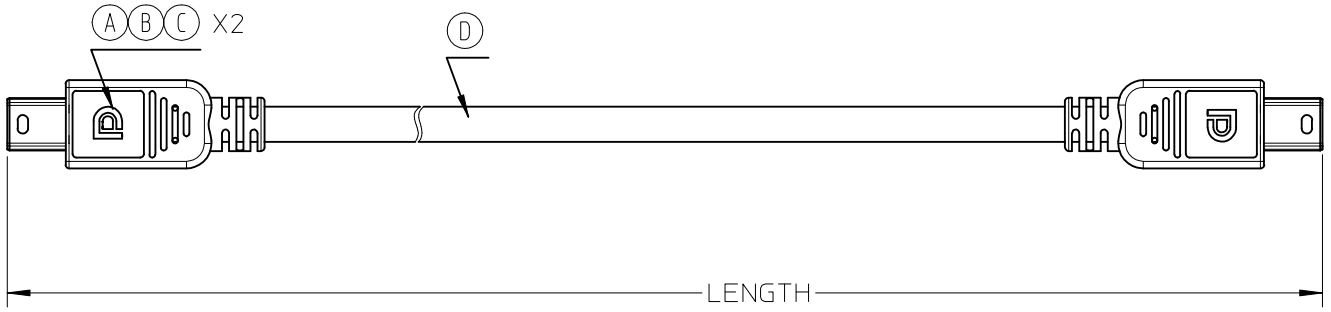


REVISIONS

ECN NO	DATE	REVISION	DESCRIPTION	CHANGER
	SEP 07,09	A	INITIAL RELEASE	JOE XIE
CY14-6401	2014/03/31	B	1. CHANGE SHELL 2. CHANGE CONNECTOR	AHOU
CY15-6131	2015/06/12	C	CHANGE MINI DP PLUG SIDE CONNECTOR, INNER MOLD AND OUTER MOLD	AHOU



DETAIL1



DETAIL1

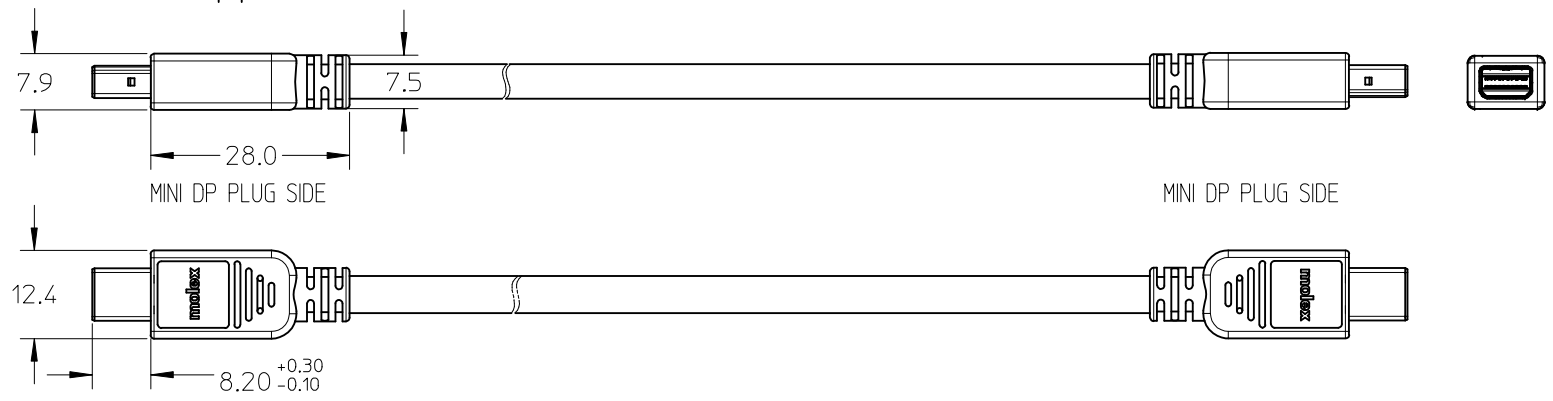


TABLE-1:

687850006	2000±40
687850005	1500±30
687850004	1000±20
PART NO.	LENGTH

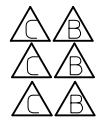
EC NO: CPG2015-6538 DRWN: XJGU001 CHKD: AHOU APPR: FJIE	2015/06/19 2015/06/19 2015/06/23	QUALITY SYMBOLS ▽=0 ◻=0	GENERAL TOLERANCES (UNLESS SPECIFIED)		DIMENSION STYLE MM ONLY		SCALE - - - -	DESIGN UNITS METRIC	THIRD ANGLE PROJECTION		
			4 PLACES	± ---	± ---	DRAWN BY JASON.LU	DATE 2009.02.06	TITLE MINIDP PLUG TO MINIDP PLUG CABLE ASSY			
			3 PLACES	± ---	± ---	CHECKED BY CHRIS	DATE 2009.02.06				
			2 PLACES	± 0.25	± ---	APPROVED BY DATE	MATERIAL NO. SEE TABLE-1	DOCUMENT NO. SD-68785-0004	SHEET NO. 1 OF 2		
1 PLACE ± 0.50 ± ---		ANGULAR ± 3 °	DRAFT WHERE APPLICABLE MUST REMAIN WITHIN DIMENSIONS		MOLEX INCORPORATED						

WIRING DIAGRAM

MINI DP PLUG SOURCE SIDE	FUNCTION	MINI DP PLUG SINK SIDE
PIN 01	GROUND	PIN 08
PIN 03	ML0+	PIN 12
PIN 05	ML0-	PIN 10
PIN 07	GROUND	PIN 13
PIN 09	ML1+	PIN 17
PIN 11	ML1-	PIN 15
PIN 13	GROUND	PIN 07
PIN 15	ML2+	PIN 11
PIN 17	ML2-	PIN 09
PIN 19	GROUND	PIN 19
PIN 02	HOT PLUG DETECT	PIN 02
PIN 04	CONFIG 1	PIN 04
PIN 06	CONFIG 2	PIN 06
PIN 08	GROUND	PIN 01
PIN 10	ML3+	PIN 05
PIN 12	ML3-	PIN 03
PIN 14	GROUND	PIN 14
PIN 16	AUX+	PIN 16
PIN 18	AUX-	PIN 18
PIN 20	NO CONNECTION	PIN 20
SHELL	GROUND	SHELL

NOTES:

- MATERIALS:
 - OVERMOLD: PVC, COLOR BLACK, UL94-V0.
 - CABLE: PVC JACKET, BLACK, UL94-VW-1.
 - HOUSING: HIGH TEMPERATURE THERMOPLASTIC.
 - TERMINAL: COPPER ALLOY, GOLD PLATING, NICKEL UNDERPLATE.
 - SHELL: COPPER ALLOY, NICKEL PLATING.
- ELECTRICAL PROPERTY:
 - 3.1 APPLIED VOLTAGE RATING: 40V AC (RMS).
 - 3.2 CURRENT RATING: 0.5A.
 - 3.3 DIELECTRIC WITHSTAND: 300V.
 - 3.4 INSULATION RESISTANCE: 100M OHM (UNMATING), 10M OHM (MATING).
- OPERATION TEMPERATURE: -20°C TO +80°C.
- THE PRODUCT COMPLIANT TO MOLEX ES-40000-5016.



ITEM	DESCRIPTION	MATERIAL	USAGE
D	MINI DP CABLE	---	---
C	Double Elec.PRE-CUT C.FOIL 35X18mm T=25u	---	2 PCS
B	wire holder 34AWG DP mini-DP to mini-DP	---	2 PCS
A	auto-soldering type Mini-DP, 15u plated	---	2 PCS

EC NO: CPG2015-6538 DRWN:XJGU001 CHKD:AHOU APPR:FNIE	2015/06/19 2015/06/19 2015/06/23	DESCRIPTION REV	QUALITY SYMBOLS ▽=0 ◻=0	GENERAL TOLERANCES (UNLESS SPECIFIED)		DIMENSION STYLE MM ONLY		SCALE - - - -	DESIGN UNITS METRIC	THIRD ANGLE PROJECTION			
					mm INCH	DRAWN BY JASON.LU	DATE 2009.02.06	TITLE MINIDP PLUG TO MINIDP PLUG CABLE ASSY					
					4 PLACES ± --- ± --- 3 PLACES ± --- ± --- 2 PLACES ± 0.25 ± --- 1 PLACE ± 0.50 ± ---	CHECKED BY CHRIS	DATE 2009.02.06						
					ANGULAR ± 3 °	APPROVED BY DATE		MOLEX MOLEX INCORPORATED		DOCUMENT NO. SD-68785-0004		SHEET NO. 2 OF 2	
DRAFT WHERE APPLICABLE MUST REMAIN WITHIN DIMENSIONS				MATERIAL NO. SEE TABLE-1		THIS DRAWING CONTAINS INFORMATION THAT IS PROPRIETARY TO MOLEX INCORPORATED AND SHOULD NOT BE USED WITHOUT WRITTEN PERMISSION							